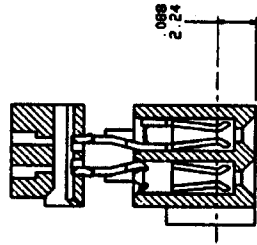
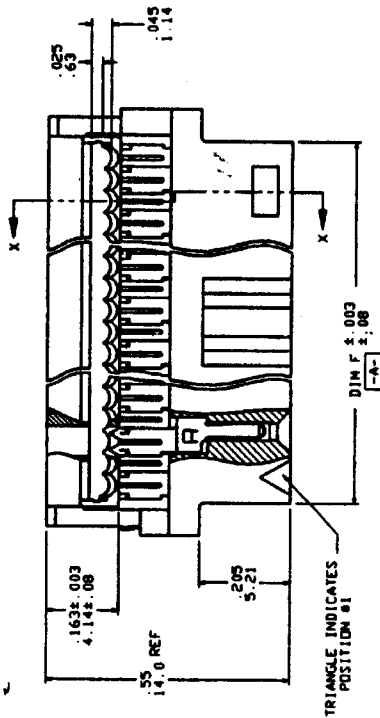
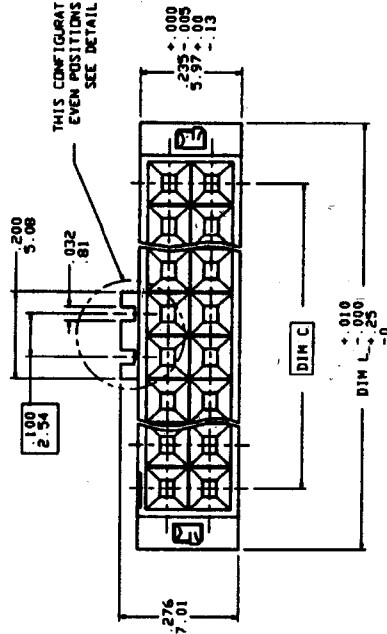


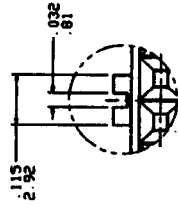
PRODUCT NUMBER
SEE TABLE



SECTION X-X



THIS CONFIGURATION FOR EVEN POSITIONS PER ROW 2X6 SEE DETAIL Y



THIS CONFIGURATION FOR ODD POSITIONS PER ROW 2X3
DETAIL Y

FCI www.fciconnect.com

QUICKIE BACKPLANE
PRE-LOAD - ASSEMBLY

DATE: 8/10/07
REV: 8:1 D
66245 1 of 2

REV	ECN/DESCRIPTION	BY	DATE	REVISIONS	SHEET INDEX	ISSUE	J	H
F		BLS	7/28/07		1	1	2	
G		AM	1/23/08					
H		WIK	2/13/08					
J		NBB-orig	7/27/07					

NO.	DATE	BY	DESCRIPTION	USER
1	7/28/07	BLS	ISSUE FOR PRE-LOAD	BLS
2	1/23/08	AM	ISSUE FOR PRE-LOAD	AM
3	2/13/08	WIK	ISSUE FOR PRE-LOAD	WIK
4	7/27/07	NBB-orig	ISSUE FOR PRE-LOAD	NBB

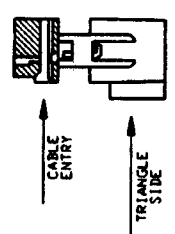
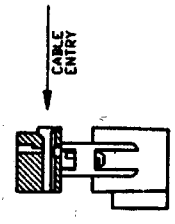
THIS DOCUMENT IS THE PROPERTY OF AND CONTAINS PROPRIETARY INFORMATION OF FCI ELECTRONICS, INC. NO PART OF THIS DOCUMENT IS TO BE REPRODUCED OR TRANSMITTED IN ANY FORM OR BY ANY MEANS WITHOUT THE WRITTEN CONSENT OF FCI ELECTRONICS, INC.

PRODUCT NUMBER	SIZE	DIM 'C	DIM 'F	DIM 'L	DASH NO	COVER ORIENTATION	BASE STYLE
66245-X10	2X5	.400/10.16	.530/13.46	.680/17.27	-0XX	RIGHT	PLAIN
-X14	2X7	.600/15.24	.730/18.54	.880/22.35	-1XX	LEFT	PLAIN
-X16	2X8	.700/17.78	.830/21.08	.980/24.89	-2XX	RIGHT	POLARIZED
-X20	2X10	.900/22.86	1.030/26.16	1.180/29.97	-3XX	LEFT	POLARIZED
-X24	2X12	1.100/27.94	1.230/31.24	1.380/35.10			
-X26	2X13	1.200/30.48	1.330/33.78	1.480/37.59			
-X30	2X15	1.400/35.56	1.530/38.86	1.680/42.70			
-X34	2X17	1.600/40.64	1.730/43.94	1.880/47.75			
-X36	2X18	1.700/43.18	1.830/46.48	1.980/50.30			UNAVAILABLE
-X40	2X20	1.900/48.26	2.030/51.56	2.180/55.37			
-X44	2X22	2.100/53.34	2.230/56.54	2.380/60.50			
-X50	2X25	2.400/60.96	2.530/64.26	2.680/68.07			
-X56	2X28	2.700/68.58	2.830/71.88	2.980/75.78			UNAVAILABLE
-X60	2X30	2.900/73.66	3.030/76.96	3.180/80.77			UNASSIGNED

NOTES:

1. TERMINAL MATERIAL: FULL HARD PHOS. BRONZE ALLOY, UNS-CS1000.
2. TERMINAL PLATING: 50µ"/1.27µ MIN NI UNDERPLATE OVER ENTIRE TERMINAL AND 300µ"/7.6µ MIN Au IN CONTACT AREA WITH Au FLASH ON REMAINDER OF TERMINAL.
3. SOLDERING MATERIAL: BASE & COVER-GLASS FILLED POLYESTER, FLAME RETARDANT PER UL94V-0, COLOR- BLUE.
4. CONNECTOR ASSYS PACKAGED INDIVIDUALLY, 10 PER CARD, THEN BOXED IN LOTS OF 100.
5. ADD "LF" SUFFIX AT THE END OF PART NUMBER FOR LEAD FREE OPTION.
6. IF "LF" P/N THE PRODUCT MEETS EUROPEAN UNION DIRECTIVES AND OTHER COUNTRY REGULATION AS DESCRIBED IN GS-22-008.
7. THE HOUSING WILL WITHSTAND EXPOSURE TO 260° PEAK TEMPERATURE FOR 15 SECONDS IN A WAVE SOLDER PROCESS

COVER ORIENTATION



REV ECH/DOF		BY	DATE	SHEET INDEX	ISSUE SH NO.	ISSUE	DESCRIPTION
1				1	1		

REV	ECH/DOF	BY	DATE	SHEET INDEX	ISSUE SH NO.	ISSUE	DESCRIPTION
1				1	1		

DESIGNER	DATE	CHECKER	DATE	CUSTOMER COPY
U. RAISTRICK	1/23/81			
U. RAISTRICK	7/28/87			
U. RAISTRICK	7/28/87			
U. RAISTRICK	7/28/87			

TITLE	QUANTITY	UNIT	DATE
QUICKIE BACKPLANE PRE-LOAD ASSEMBLY	8:1 D	66245	2 of



www.fsjconnect.com

THIS DOCUMENT IS THE PROPERTY OF FSJ. IT IS TO BE KEPT IN CONFIDENTIALITY AND NOT TO BE REPRODUCED OR TRANSMITTED IN ANY FORM OR BY ANY MEANS, ELECTRONIC OR MECHANICAL, INCLUDING PHOTOCOPYING, RECORDING, OR BY ANY INFORMATION STORAGE AND RETRIEVAL SYSTEM.